

choose plants from each group and 1-2-3! you've created a container garden.

tips for success

- The container must have good drainage.
- Care and feeding - start with a slow-release fertilizer when you plant your container and supplement weekly with a water soluble plant food like Miracle-Gro.
- Don't forget to water! Aren't sure if your plants need a drink? Do the finger test - if the soil is dry, water!
 - Plants looking tired by mid-summer? Treat your plants to a "Salon Day" - trim, water and fertilize and they'll fill out and look spectacular for the rest of the summer.

These templates are guides to get you started. So start planting and remember the most important rules of container gardening:

- *have fun*
- *enjoy the beautiful flowers*

1 THRILLER

This is the centerpiece - the **accent** or focal point of your container. They are usually tall, upright plants. If the pot will be viewed from all sides, this plant is usually placed in the center of the container.

2 FILLER

Fillers are **mounding** plants that fill out the pot. They can add textural contrast or a splash of color to your container.

3 SPILLER

Spillers are **trailing** plants that flow over the edge of the container.



easy Container Design

1 - 2 - 3

by Sue Adams



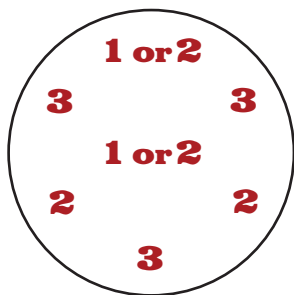
 **ADAMS**
FAIRACRE FARMS

Poughkeepsie • Kingston • Newburgh

1 = Plant from group 1 **THRILLER**

2 = Plant from group 2 **FILLER**

3 = Plant from group 3 **SPILLER**



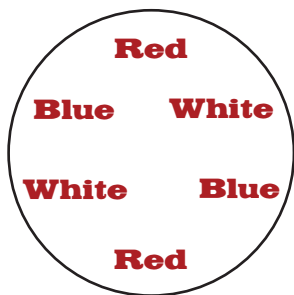
Example of a two color combo

1 - Grass (in back or middle)

2 - Pink petunia or million bells

3 - Blue petunia or million bells

Easy: Pick 2 colors or 2 plant varieties and alternate!

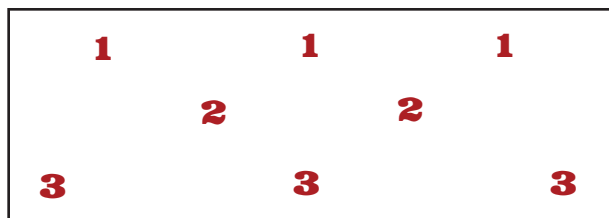


Example of a three color combo

Alternate colors or plant varieties

Optional: Place a thriller in the center or back

Window Box



Window box combo ideas:

1 - Spike, grass or geranium

2 - Geranium, petunia, lantana or impatiens

3 - Million bells, fan flower or vinca vine

Tip: 6-9 plants for 12"-14" container

1 THRILLER

attention getting, usually tall, upright plants

Angelonia • **Cleome** • **Coleus** • Daisy

Cordyline • **Fennel** • **Grass** • **Millet**

Ornamental Pepper • Snapdragon, Rocket

Persian Shield • **Spike** • **Zinnia**

2 FILLER

plants that fill up the pot, they weave through the thriller and fill up the pot

Ageratum • **Alyssum** • Begonia • Bidens

Celosia • Chrysanthemum • **Coleus**

Cosmos • Cuphea • Dahlia • Dianthus

Dusty Miller • **Euphorbia** • Fuchsia • Gazania

Geranium • **Gomphrena** • **Helichrysum**

Impatiens • **Lamium** • **Lantana** • Lobelia

Lobularia • Marigold • **Million Bells**

Nasturtium • Nemesia • New Guineas

Osteospermum • Pansy • Pentas • **Petunia**

Portulaca • Salvia • Sanvitalia • **Sedum**

Snapdragon • Torenia • **Verbena**

Vinca (Flower) • **Zinnia**

3 SPILLER

plants that fall over the edge of the pot

Alyssum • **Bacopa** • Dichondra

Duranta Golden Edge • Fan Flower (Scaevola)

Ivy Geranium • Lamium • Lysimachia • Lotus

Mercadonia • **Million Bells** • **Petunia**

Sedum, Trailing Type • **Sweet Potato Vine**

Verbena • **Vinca Vine**

Red = Easy to grow, great for beginners

Bold = Plants that fill and spill (trail)

*everything goes with the new
black petunia!*



*Phantom Petunia
with Yellow
Petunia*



*Black Velvet
Petunia with
Euphorbia*



*Pinstripe Petunia
with Sun Spun
White Petunia*